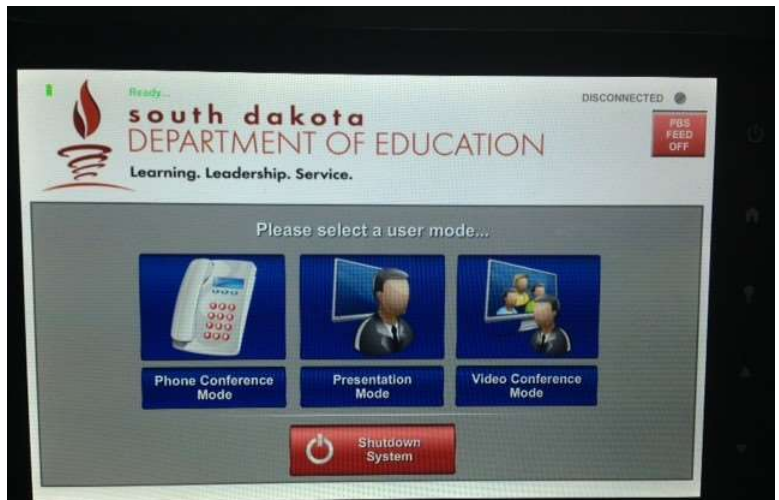


Streaming audio online via SDPB

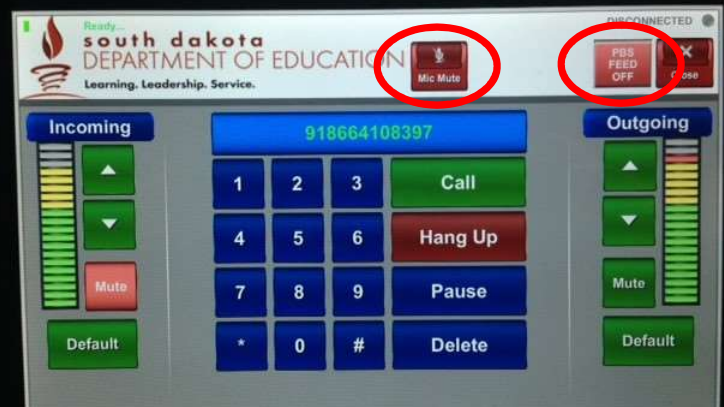
MacKay Building – Library Commons – Pierre

Updated
1/12/2017

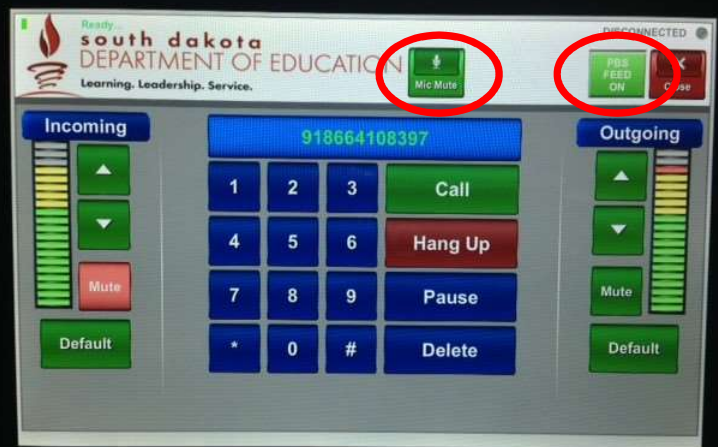
- 1: Touch panel to wake screen
- 2: Touch screen to power up the system
- 3: Select presentation type specific to your event (Video Conference, Phone Conference, etc).



- 4: Ensure that room mics are not muted (button will appear red in color when mics are muted and green when they are active).



- 5: Ensure that "PBS Feed" is active (button will say "PBS Feed ON" when PBS feed is active).



This is an image of the screen indicating that room mics are not muted and the PBS Feed is active. In this case, audio from the room will be streamed online according to the preset schedule.

For in-room technical assistance, please contact DDN video staff: 605-773-3333 ddnschedule@state.sd.us

For assistance with SD.net streaming, please call: 605-677-3935

If the meeting will exceed the scheduled end time, please call: 605-677-3935 to extend the stream.